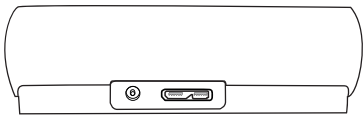


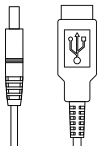
HB-MAC3



Sabrent Premium 4 Port Silver  
Aluminum USB 3.0 Hub

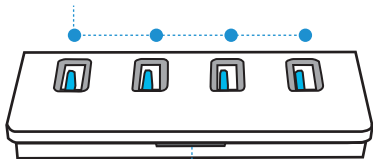


Optional Power  
Adapter.  
***Sold Separately ,  
Model: PS-5V4W***

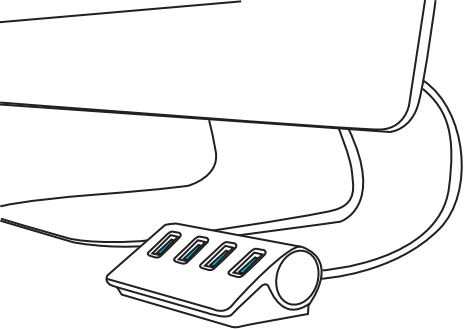


Micro B to USB Cable

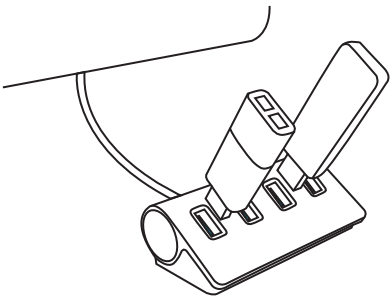
4 USB 3.0 Port



LED Indicator



1. Connect the USB Hub to a Mac or PC



2. Insert USB Device into the Hub

# Enjoy!

At this point, the USB 3.0 Hub is completely installed -- no software drivers are needed to complete the installation.

Thank you for choosing Sabrent and enjoy!

For installation issues please contact:

[Support@Sabrent.com](mailto:Support@Sabrent.com)

