

USB 3.0 7-PORT HUB WITH POWER SWITCHES



You can now attach your collection of USB devices to one SuperSpeed hub with the Sabrent USB 3.0 7-PORT HUB WITH Power Switches. Easily expand an available USB 3.0 port on your computer to 7 USB 3.0 ports with a sleek design. Plug & Play installation makes for an easy setup.


Package contents

- USB 3.0 7-PORT HUB with Power Switches
- 12V 3A Power adapter
- USB 3.0 Cable

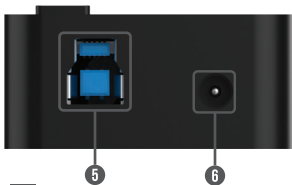
Features



- **Plug & Play:** No driver installation required
- Windows, Mac OS & Linux Supported
- Fashionable mirrored surface with a compact design
- Blue LED to indicate power status for each port
- 7 USB 3.0 ports allow data transfer speeds up to 5Gbps
- Backward compatible with USB 2.0 and 1.1
- Sync Card Readers, Phones, Hard Drives and other USB peripherals

OVERVIEW



- 1 - Hub Power Indicator
- 2 - USB 3.0 Ports
- 3 - Port Power Indicator
- 4 - Port Power Switches
- 5 - USB 3.0 Port (to Computer)
- 6 - Power Port (to Power Adapter)



INSTRUCTIONS**1****CONNECT THE POWER ADAPTER TO THE HUB****2****THEN TO A POWER OUTLET****3****CONNECT THE USB CABLE TO THE HUB****4****THEN TO YOUR COMPUTER**

INSTRUCTIONS

5

ACTIVATE A PORT BY PRESSING ANY OF THE PORT POWER SWITCHES



6

CONNECT YOUR USB DEVICES TO ANY OF THE 3.0 USB PORTS



TROUBLESHOOTING/SUPPORT

Power LED does not come on?

- Make sure that you have a tight connection between the power adapter and Hub.
- Try it on a different power outlet.

Computer does not recognize the Hub?

- Make sure that you have a tight connection between the Hub and 3.0 cable.
- Try the USB cable on a different USB port on your computer.

Please contact our Technical Support with any questions.



WWW.SABRENT.COM