



USB TYPE-C 6-PORT DOCKING STATION WITH POWER DELIVERY



DS-SD6P / USER MANUAL

FEATURES:

- Integrated USB Type-C connectivity for your Steam Deck and other devices
- 1x HDMI 2.0 port with HDCP 1.4 support with display output up to 4K/60Hz
- Supports PD3.0 with up to 95W charging, plenty to charge and play on your Steam Deck
- 2x USB Type-C ports - one for PD input, the other for devices
- 3x USB Type-A ports for accessories and external storage
- Sturdy, non-slip base with a minimalist style to fit your decor

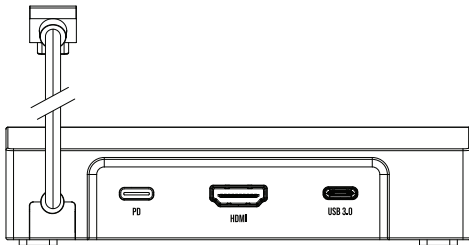
PACKAGE CONTENT

- Docking station
- User manual

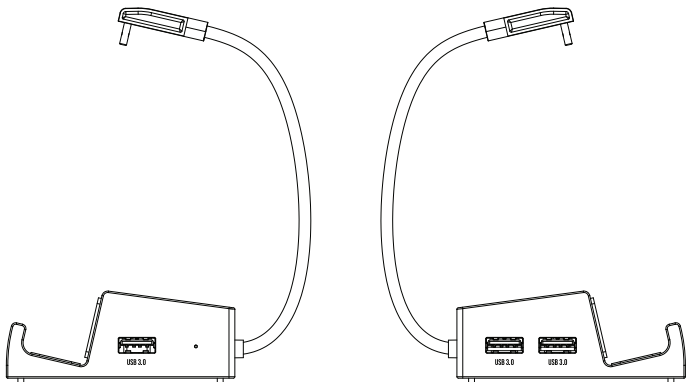
PRODUCT OVERVIEW



Front: Stand base / no ports with rubberized cradle

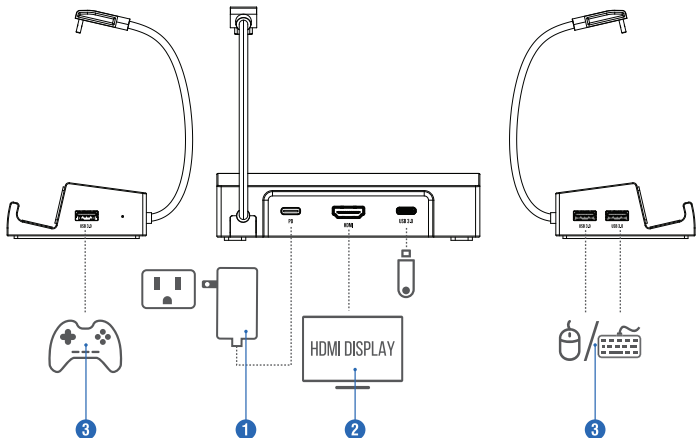


Back: Two USB Type-C ports - one for PD 3.0 input, one for connectivity | One HDMI port for display output up to 4K/60Hz



Side Images: Three USB 3.0 Type-A ports on sides - two on left, one on right, for connectivity

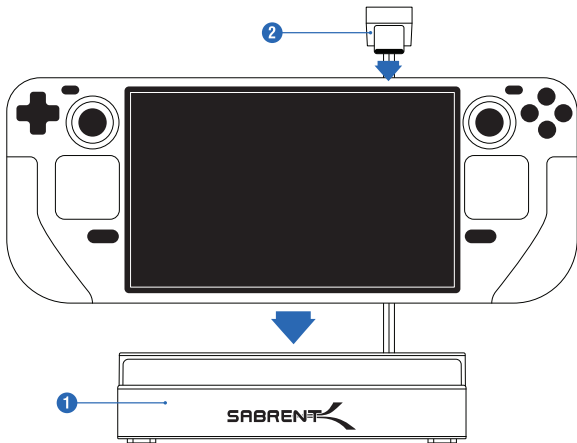
SETTING UP THE SABRENT 6-PORT DOCKING STATION:



1. Insert power cable from charger into the PD port, USB-C left of the HDMI port.
2. Connect an HDMI cable for display output to the dock and display device.
3. Connect your USB accessories to the available USB Type-A and Type-C ports.

DOCKING YOUR IPAD, TABLET PC, STEAM DECK, OR OTHER PORTABLE GAMING CONSOLE:

1. Place your device into the base of the Sabrent 6-port Docking Station.
2. Connect the integrated USB Type-C cable from the Sabrent 6-port Docking Station to the USB Type-C port on the device.
3. Installation complete. Game on





FOR HELP, COMMENTS, QUESTIONS OR CONCERNS
PLEASE CONTACT OUR TECH SUPPORT TEAM VIA OUR WEBSITE

WWW.SABRENT.COM