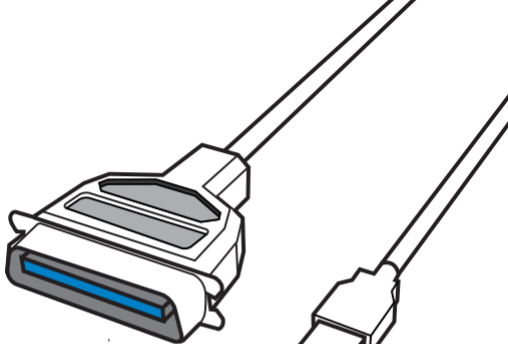




USB 2.0 TO PARALLEL PRINTER CABLE



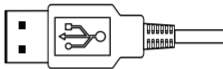
USER GUIDE



IEEE 1284
MALE PARALLEL CONNECTOR

USB 2.0
PORT

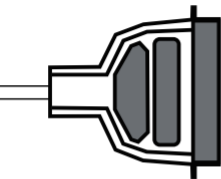
SABRENT USB 2.0 TO PARALLEL PRINTER CABLE



1

Plug USB end of printer cable into computer or laptop.

SABRENT USB 2.0 TO PARALLEL PRINTER CABLE



2

Plug IEEE-1284 end of printer cable into parallel printer port.

FOR HELP, COMMENTS, QUESTIONS OR CONCERNS
PLEASE CONTACT OUR TECH SUPPORT TEAM VIA OUR WEBSITE
WWW.SABRENT.COM