



# 252W 8-PORT USB PD 3.0 CHARGER WITH COLOR LCD STATUS DISPLAY



AX-8PTC / USER MANUAL

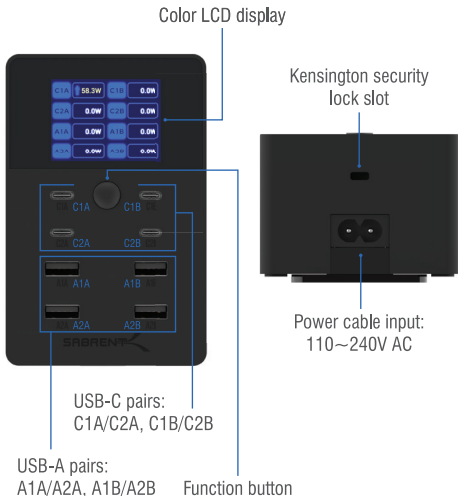
## FEATURES

- Built-in color LCD screen capable of detailing per-port power draw
- Delivers a maximum of 252W across all eight ports
- Two pairs of USB-C charging ports, with a maximum 100W per port or 125W per pair
  - Supported: 5V/3A, 9V/3A, 12V/3A, 15V/3A, or 20V/5A
- Two pairs of USB-A charging ports, with a maximum 18W per port or 36W per pair
  - Supported: 5V/3A, 9V/2A, or 12V/1.5A
- Programmable Power Supply (PPS) allows for adjustable charging to accommodate different devices
  - 3.3~5.9V, 3.3~11V, 3.3~21V over USB-C
- Overcharge protection to ensure safe charging and Kensington lock slot for additional peace of mind

## PACKAGE CONTENTS

- USB PD Charger
- AC power cord (1.2m)
- Mounting kit

## PRODUCT OVERVIEW



## POWER DISTRIBUTION

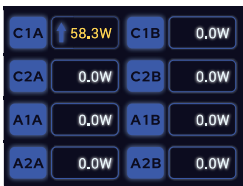
		PD Power Distribution					3,3-5,9V 3,3-11V 3,3-21V	Maximum (W)	Notes
		Current Port	Voltage 5V	9V	12V	15V			
Group A charging port(s)	C1A	3A	3A	3A	3A	5A	3A/3A/3A	100W	Single-port output
	C2A	3A	3A	3A	3A	5A	3A/3A/3A	100W	
	A1A	3A	2A	1,5A	/	/	/	18W	
	A2A	3A	2A	1,5A	/	/	/	18W	
	C1A	3A	3A	3A	3A	5A	3A/3A/3A	100W	Dual-port output + Group B, 250W
	C2A	3A	2,78A	2,08A	1,67A	1,25A	3A/2,75A/-	25W	
	C1A or C2A	3A	3A	3A	3A	5A	3A/3A/3A	100W	Dual-port output + Group B, 236W
	A1A or A2A	3A	2A	1,5A	/	/	/	18W	
	C1A	3A	3A	3A	3A	3,25A	3A/3A/3A	65W	3-port output + Group B, 216W
	C2A	3A	2,78A	2,08A	1,67A	1,25A	3A/2,75A/-	25W	
	A1A or A2A	3A	2A	1,5A	/	/	/	18W	3-port output + Group B, 202W
	C1A or C2A	3A	3A	3A	3A	3,25A	3A/3A/3A	65W	
	A1A	3A	2A	1,5A	/	/	/	18W	
	A2A	3A	2A	1,5A	/	/	/	18W	
	C1A	3A	3A	3A	3A	3,25A	3A/3A/3A	65W	4-port output + Group B, 252W
	C2A	3A	2,78A	2,08A	1,67A	1,25A	3A/2,75A/-	25W	
A1A	3A	2A	1,5A	/	/	/	18W		
A2A	3A	2A	1,5A	/	/	/	18W		

		PD Power Distribution					3,3-5,9V 3,3-11V 3,3-21V	Maximum (W)	Notes
		Current Port	Voltage 5V	9V	12V	15V			
Group B charging port(s)	C1B	3A	3A	3A	3A	5A	3A/3A/3A	100W	Single-port output
	C2B	3A	3A	3A	3A	5A	3A/3A/3A	100W	
	A1B	3A	2A	1,5A	/	/	/	18W	
	A2B	3A	2A	1,5A	/	/	/	18W	
	C1B	3A	3A	3A	3A	5A	3A/3A/3A	100W	Dual-port output + Group A, 250W
	C2B	3A	2,78A	2,08A	1,67A	1,25A	3A/2,75A/-	25W	
	C1B or C2B	3A	3A	3A	3A	5A	3A/3A/3A	100W	Dual-port output + Group B, 236W
	A1B or A2B	3A	2A	1,5A	/	/	/	18W	
	C1B	3A	3A	3A	3A	3,25A	3A/3A/3A	65W	3-port output + Group A, 216W
	C2B	3A	2,78A	2,08A	1,67A	1,25A	3A/2,75A/-	25W	
	A1B or A2B	3A	2A	1,5A	/	/	/	18W	3-port output + Group A, 202W
	C1B or C2B	3A	3A	3A	3A	3,25A	3A/3A/3A	65W	
	A1B	3A	2A	1,5A	/	/	/	18W	
	A2B	3A	2A	1,5A	/	/	/	18W	
	C1B	3A	3A	3A	3A	3,25A	3A/3A/3A	65W	4-port output + Group A, 252W
	C2B	3A	2,78A	2,08A	1,67A	1,25A	3A/2,75A/-	25W	
A1B	3A	2A	1,5A	/	/	/	18W		
A2B	3A	2A	1,5A	/	/	/	18W		

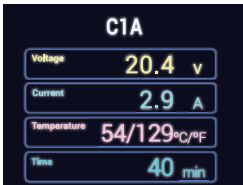
## DISPLAY INFORMATION



To turn the screen on or off, press and hold the function button for 2 seconds.



The default screen, after the Sabrent logo, shows the power draw of all eight ports.



A short press at this screen will begin per-press cycling for each of the eight ports, showing detailed information before finally returning to the main screen.



When viewing the single port charging status, the screen will revert to the primary status display after two minutes of inactivity. While in the primary status display, the screen will switch to the logo and dim after 10 minutes of inactivity to conserve power.

## GETTING STARTED



1. Connect the power cable first into the USB charger and then into the AC power outlet.



2. Insert your desired devices while paying attention to individual port, pair, and total port power limits. (Check the PD power distribution tables on page 3 to verify possible output combinations for your devices, up to a maximum of 126W per side.)



3. Activate the screen by pressing and holding down the function button for 2 full seconds. You may then review the power status of all 8 ports and cycle to see per-port details for voltage, amperage, temperature, and charge time.

**Note:** If the charging status is not activated properly, please try different ports and/or a different device attachment order. Check our power distribution table and the FAQ for additional assistance.

**WARNING:** To reduce the risk of fire or electric shock, do not expose the charger or its ports to rain and moisture. Do not remove the cover or back of this product - there are no user-serviceable parts inside. Refer servicing to qualified personnel.



## CHARGING GUIDE

UP TO ONE PORT PER SIDE

Any 1 USB Type-C  
per side at up  
to 100W




Any 1 USB Type-A  
per side at up  
to 18W

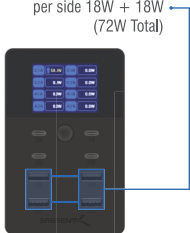


## UP TO TWO PORTS PER SIDE

Up to two USB Type-C  
per side 100W + 25W  
(250W Total)



Up to two USB Type-A  
per side 18W + 18W  
(72W Total)

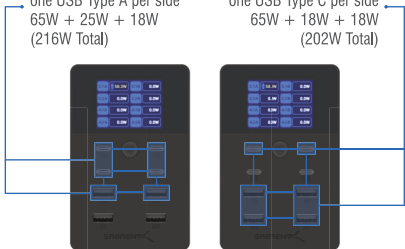


One USB Type-C  
and USB Type-A per side  
100W + 18W (236W Total)

### UP TO THREE PORTS PER SIDE

Two USB Type-C and  
one USB Type A per side  
 $65W + 25W + 18W$   
(216W Total)

Two USB Type-A and  
one USB Type C per side  
 $65W + 18W + 18W$   
(202W Total)



### FOUR PORTS PER SIDE



All four USB Type-C and all four  
USB Type-A ports  
 $65W + 25W + 18W + 18W$   
per side (252W Total)

## FREQUENTLY ASKED QUESTIONS:

### **Q. What is the input voltage range for this charger?**

A. This charger can operate in the 110~240V range. The native plug is Type A and an adapter may be required outside of North America, Central America, or Japan. Alternatively, you may provide the appropriate cable for your outlet. The charger is designed for an IEC C7 type cable.

### **Q. What's the absolute maximum power this device can provide? How does this work per-port, per-pair, and per-group?**

A. 252W is the absolute maximum power draw allowed by all ports. USB-C ports can provide up to 100W each or 125W in a pair, and USB-A ports can provide up to 18W each or 36W in a pair. Please refer to our PD power distribution table for precise information on more complex port combinations.

### **Q. Does this charger comply with Power Delivery (PD) standards?**

A. Yes, this charger conforms to the PD 3.0 standard which allows up to 100W of delivery over USB-C. The USB-C ports can deliver 5V/9V/12V/15V/20V while USB-A is restricted to 5V/9V/12V, per the standard. The charger is also PPS-compliant (programmable power

supply) from a maximum 3.3 to 21V. Please see the PD power distribution table for more information.

**Q. What devices are compatible with the charger?**

A. A wide range of devices are supported including tablets and iPads, e-readers, Android smartphones and iPhones, Samsung Galaxy phones and tablets, Google devices including Pixel, smartwatches, laptops, the Nintendo Switch, speakers, hubs, and much more. Devices may be charged by either USB-A or USB-C over a wide range of voltages for optimal power delivery and may also be charged simultaneously.

**Q. When adding a second device to a USB-C pair, the second device is not charging. Why?**

A. Some devices may require more than the base 25W provided in a USB-C pair when the first USB-C device is consuming its port maximum of 100W. Switching device connection order or changing a device to the second USB-C pair may overcome this limitation.



FOR HELP, COMMENTS, QUESTIONS OR CONCERNS  
PLEASE CONTACT OUR TECH SUPPORT TEAM VIA OUR WEBSITE  
**[WWW.SABRENT.COM](http://WWW.SABRENT.COM)**