




USB TYPE-C TO SERIAL CABLE ADAPTER



**WINDOWS
OS**
COMPATIBLE

**MAC
OS**
COMPATIBLE

**LINUX
OS**
COMPATIBLE

USB

5GBPS

3FT

CB-D9C3 USER MANUAL

FEATURES

- USB Type-C to RS-232 serial adapter with 3' (0.91m) integrated cable
- USB 2.0 Full Speed (12Mbps) compatible with a 1bps to 12Mbps baud rate
- Male-to-male adapter for use on various equipment including phones, PDAs, cameras, modems, networking equipment, POS, GPS, card readers, medical equipment and more for testing and programming
- Supports common UART features and is bus-powered


SUPPORTED OPERATING SYSTEMS

- Windows
- macOS
- Linux

PACKAGE CONTENTS

- USB Type-C to Serial Cable Adapter (3')

PRODUCT OVERVIEW



A. (9-pin RS-232) connector

B. 3' cable

C. USB Type-C connector

GETTING STARTED

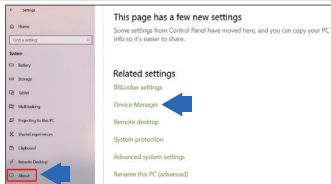
Step 1. Install any relevant drivers from Prolific's or our website for the PL2303GS chip, selecting the correct operating system driver and, if applicable, the correct driver API. For easier access, scan the QR code on the product.



Step 2. Insert the USB Type-C connector into a free port on the host system.



Step 3. Insert the DB9 serial connector into a free port on the intended RS-232 compliant hardware.



Step 4. Proceed as intended, unless manual driver installation or configuration is required. If so, use Device Manager (Windows) or equivalent to proceed.

FREQUENTLY ASKED QUESTIONS

Q. Is it possible to connect this to a “male” host or device?

A. Appropriate adapters or “gender changers” may be utilized to help the adapter work with a wider range of devices.

Q. Is there a way to test that the adapter is working?

A. A loopback test may be performed to ensure proper adapter operation.

Q. What do I do if the adapter is not recognized by the host operating system?

A. Ensure that the adapter is connected, powered, and recognized in the OS. A different port should be used/tested if uncertain, and checking for device presence in Device Manager or similar should indicate detection. Make sure the proper driver is being used for the OS, differences of which could include 32-bit or 64-bit support for legacy systems.



FOR HELP, COMMENTS, QUESTIONS OR CONCERNS
PLEASE CONTACT OUR TECH SUPPORT TEAM VIA OUR WEBSITE
WWW.SABRENT.COM